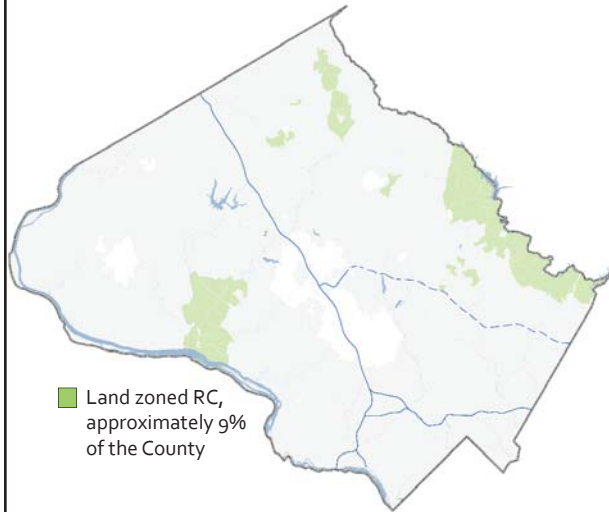


RC (current) to RC (proposed) Zoning Comparison

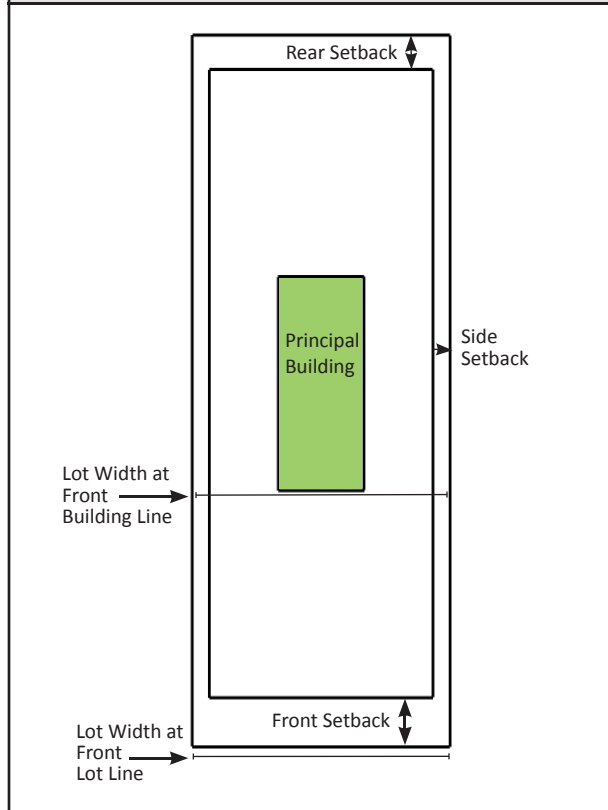
The intent of the RC zone is to provide designated areas of the County for a compatible mixture of agricultural uses and very low-density residential development, to promote agriculture, and to protect scenic and environmentally sensitive areas.



Existing development in the RC zone

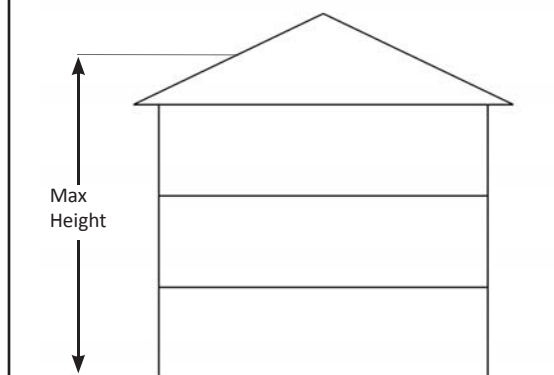


Illustrative Depiction of Standards for Detached House Building Type



Side Section of Structure (Principal Building)

Height is proposed to be measured from the average grade to the mean height level between eaves and ridge of a gable, hip, mansard, or gambrel roof or to the highest point of roof surface of a flat roof.



Standard Method of Development for Detached House Building Type

A. Lot	RC (current)	RC (proposed)
Lot Area (min)	5 acres	5 acres
Density (units/acre)	1/5	1/5
Lot Width (min)		
At front building line	300'	300'
At front lot line	300'	300'
B. Placement		
Principal Building (min)		
Front setback	50'	50'
Side street setback	50'	50'
Side setback	20'	20'
Sum of side setback	40'	N/A
Rear setback	35'	35'
Coverage (max)		
All roofed buildings and structures	10%	10%
C. Height		
Principal Building (max)		
Overall building height (agricultural buildings are exempt)	50'	50'
Rationale for Changes Marked in Red		
Sum of Side Setbacks		
The Sum of Side Setbacks requirement is redundant in this zone.		
Accessory Structures		
For development standards regarding accessory structures, see Accessory Structures (Rural Zones) Fact Sheet		

Accessory Structures: Rural Zones

Zoning Comparison

An accessory structure is a structure, including a building, that is subordinate to and located on the same lot as a principal building, the use of which is incidental to the use of the principal building or to the use of the land. In the Rural Residential zones, the maximum footprint of an accessory building on a lot where the main building is a detached house is 50% of the footprint of the main building. Buildings for an agricultural use are exempt from this size restriction.



Standard Method of Development for Detached House Building Type

A. Placement	R and RC (current)	R and RC (proposed)
Detached Accessory Structure (min)		
Front setback	80'	80'
Side street setback	50'	50'
Side setback	15'	15'
Rear setback	10'	15'
Coverage (max)		
Accessory structure coverage of rear yard	25%	N/A
B. Height		
Detached Accessory Structure (max)		
Overall building height (agricultural buildings are exempt)	50'	50'

Rationale for Changes Marked in Red

Rear Setback

The proposed zoning code increases this setback to reduce impact on abutting properties, since the allowed height for a detached accessory structure is the same as a house.

Accessory Structure Coverage of Rear Yard

The proposed zoning code removes this standard as overall building coverage controls ground cover and the size of accessory structures.

Other Dimensional Standards

For development standards regarding principal buildings, including density, lot size and coverage, see the Rural (R) and RC Zoning Comparison fact sheets.