













GREATER LYTTONSVILLE VISIONING QUESTIONNAIRE







1. Choose up to 3 Streetscape Elements you would most like to see in this area:

		Response Percent	Response Count
Bike Lanes		72.7%	24
Median		36.4%	12
Wider Sidewalks and Street Trees		84.8%	28
Through-block Connections		24.2%	8
Planting Buffer Along Surface Parking		45.5%	15
Other (please specify)		6.1%	2
		answered question	33
		skipped question	1







2. Choose up to 3 Open Space Elements you would most like to see in this area:

		Response Percent	Response Count
Places to Play		48.5%	16
Places to Sit in the Shade		81.8%	27
Places for Temporary Parks		9.1%	3
Green Spaces to Sit and Meet		78.8%	26
Places for Community Celebrations		36.4%	12
Other (please specify)		6.1%	2
answered question			33
skipped question			1






3. Choose up to 3 Environmental Elements you would most like to see in this area:

		Response Percent	Response Count
Bioretention in Impervious Areas		81.3%	26
Sustainable Buildings		59.4%	19
Electric Vehicle Charging Stations		25.0%	8
Solar Panels and Green Roofs		50.0%	16
Community and Rooftop Gardens		37.5%	12
Other (please specify)		3.1%	1
answered question			32
skipped question			2












4. Choose up to 3 Land Uses you would most like to see in this area:

		Response Percent	Response Count
Industrial		25.8%	8
Retail		77.4%	24
Office		32.3%	10
Residential		67.7%	21
Institutional		12.9%	4
Other (please specify)		22.6%	7
answered question			31
skipped question			3






5. Choose up to 3 Building Types you would most like to see in this area:

		Response Percent	Response Count
Rehab/Reuse of Existing Bldgs		60.6%	20
Lower Intensity Development		72.7%	24
Mid Intensity Development		57.6%	19
Mid-Higher Intensity Development		12.1%	4
Other (please specify)		12.1%	4
answered question			33
skipped question			1







6. Choose up to 3 Placemaking Elements + Community Facilities you would most like to see in this area:

		Response Percent	Response Count
Real Time Transit		42.4%	14
Capital Bikeshare		33.3%	11
Community WiFi		24.2%	8
Multi-Use Pavilion		30.3%	10
Public Art		27.3%	9
Business Wayfinding		18.2%	6
Food Trucks		15.2%	5
Temporary Use of Parking Lots		3.0%	1
Public Park		33.3%	11
Cafes and Outdoor Dining		69.7%	23
Other (please specify)		6.1%	2
		answered question	33
		skipped question	1







7. Choose up to 3 Streetscape Elements you would most like to see in this area:

		Response Percent	Response Count
Improved Crossings		87.5%	28
Street Furniture - Lighting, Seating, etc.		28.1%	9
Wider Sidewalks		65.6%	21
Through-block Connections		56.3%	18
Bike Lanes		50.0%	16
Other (please specify)		0.0%	0
answered question			32
skipped question			2






8. Choose up to 3 Open Space Elements you would most like to see in this area:

		Response Percent	Response Count
Places to Play		50.0%	16
Places to Sit in the Shade		62.5%	20
Places for Temporary Parks		18.8%	6
Green Spaces to Sit and Meet		68.8%	22
Places for Community Celebrations		28.1%	9
Other (please specify)		25.0%	8
answered question			32
skipped question			2






9. Choose up to 3 Environmental Elements you would most like to see in this area:

		Response Percent	Response Count
Integrated Habitat and Stormwater		81.3%	26
Electric Vehicle Charging Stations		9.4%	3
Green Streets		62.5%	20
Solar Panels and Green Roofs		59.4%	19
Solar Lighting		43.8%	14
Other (please specify)		6.3%	2
answered question			32
skipped question			2







10. Choose up to 3 Land Uses you would most like to see in this area:

		Response Percent	Response Count
Retail		90.0%	27
Office		53.3%	16
Residential		56.7%	17
Institutional		20.0%	6
Other (please specify)		13.3%	4
answered question			30
skipped question			4












11. Choose up to 3 Building Types you would most like to see in this area:

		Response Percent	Response Count
Lower-Mid Intensity Development		76.7%	23
Mid Intensity Development		63.3%	19
Mid-Higher Intensity Development		46.7%	14
Higher Intensity Development		6.7%	2
Other (please specify)		6.7%	2
		answered question	30
		skipped question	4






12. Choose up to 3 Placemaking Elements + Community Facilities you would most like to see in this area:

		Response Percent	Response Count
Covered Bus Facility		46.9%	15
Capital Bikeshare		43.8%	14
Community WiFi		28.1%	9
Cafes and Outdoor Dining		87.5%	28
Interactive Public Art		46.9%	15
Other (please specify)		3.1%	1
		answered question	32
		skipped question	2

13. Choose up to 3 Open Space Elements you would most like to see in this area:

		Response Percent	Response Count
Places to Picnic		32.3%	10
Places for Baseball and Softball		22.6%	7
Places for Pick-up Athletics		29.0%	9
Places to Swim		38.7%	12
Places to Play Football and Soccer		25.8%	8
Places to Play Volleyball or Racket Sports		9.7%	3
Places to Play		29.0%	9
Places to Garden		29.0%	9
Places to Stroll and Sit on the Grass		38.7%	12
Indoor Spaces to Exercise		29.0%	9
Other (please specify)		12.9%	4
		answered question	31
		skipped question	3







14. Choose up to 3 Streetscape Elements you would most like to see in this area:

		Response Percent	Response Count
Shared Roadways		33.3%	10
Improved Crossings		66.7%	20
Wider Sidewalks		63.3%	19
Through-block Connections		66.7%	20
Street Furniture - Lighting, Seating, etc.		33.3%	10
Other (please specify)		0.0%	0
		answered question	30
		skipped question	4





15. Choose up to 3 Open Space Elements you would most like to see in this area:

		Response Percent	Response Count
Enhanced Existing with Trees and Seating		58.1%	18
Enhanced Lawn Areas for Informal Play		38.7%	12
Enhanced Existing Spaces with Public Art		32.3%	10
Enhanced Existing with Shade and Tables		29.0%	9
With Enhanced Existing Spaces or New Development, A Dog Run		22.6%	7
With New Development, A New Park		41.9%	13
With New Development, A New Plaza		19.4%	6
With New Development, A Water Feature		29.0%	9
With New Development, Recreation over Structured Parking		12.9%	4
Other (please specify)		0.0%	0
		answered question	31
		skipped question	3







16. Choose up to 3 Environmental Elements you would most like to see in this area:

		Response Percent	Response Count
Sustainable Buildings		66.7%	20
Rainwater Harvesting/Cisterns		50.0%	15
Integrated Habitat and Stormwater		76.7%	23
Green Roofs		50.0%	15
Electric Vehicle Charging Stations		13.3%	4
Other (please specify)		3.3%	1
		answered question	30
		skipped question	4







17. Choose up to 3 Land Uses you would most like to see in this area:

		Response Percent	Response Count
Retail		63.3%	19
Office		40.0%	12
Residential		70.0%	21
Other (please specify)		23.3%	7
		answered question	30
		skipped question	4







18. Choose up to 3 Building Types you would most like to see in this area:

		Response Percent	Response Count
Rehab of Existing Buildings		69.0%	20
Lower-Mid Intensity Development		69.0%	20
Mid Intensity Development		44.8%	13
Mid-Higher Intensity Development		17.2%	5
Higher Intensity Development		3.4%	1
Other (please specify)		6.9%	2
		answered question	29
		skipped question	5







19. Choose up to 3 Property Improvements you would most like to see in this area:

		Response Percent	Response Count
Facade Improvements		77.4%	24
Wayfinding		25.8%	8
Sidewalks and Street Trees		80.6%	25
Green Screening		54.8%	17
Through-block Connections		45.2%	14
Other (please specify)		3.2%	1
		answered question	31
		skipped question	3






20. Choose up to 3 Environmental Elements you would most like to see in this area:

		Response Percent	Response Count
Bicycle Parking		38.7%	12
Improved Recycling		51.6%	16
Solar Lighting		51.6%	16
Stormwater Treatment Strips		67.7%	21
Solar Panels and Green Roofs		54.8%	17
Other (please specify)		3.2%	1
answered question			31
skipped question			3

21. Choose up to 3 Neighborhood Placemaking + Streetscape Elements you would most like to see in this area:

		Response Percent	Response Count
Improved Crossings and Connections		82.8%	24
Traffic Calming - Chicane		69.0%	20
Seating and Pedestrian Lighting		55.2%	16
Temporary Parks and Play in Streets		20.7%	6
Shared Roadways		37.9%	11
Other (please specify)		3.4%	1
answered question			29
skipped question			5

22. Choose up to 3 Environmental Elements you would most like to see in this area:

		Response Percent	Response Count
Bioretention in Streets		80.6%	25
Solar and Green Roofs		38.7%	12
Permeable Paving in Driveways		48.4%	15
Community Gardens		48.4%	15
Pollinator Pathways		45.2%	14
Other (please specify)		0.0%	0
		answered question	31
		skipped question	3

Page 2, Q1. Choose up to 3 Streetscape Elements you would most like to see in this area:

1	sightline improvements for traffic heading north, cresting the bridge approaching Warren St.	Oct 1, 2014 6:53 AM
2	Good connections to Purple Line Station and Capital Crescent Trail	Sep 29, 2014 2:57 PM

Page 2, Q2. Choose up to 3 Open Space Elements you would most like to see in this area:

1	Trees. This one is hard to answer, as it all depends on quality. A good green space is great. A poorly thought out green space is a waste.	Oct 3, 2014 10:15 AM
2	trails	Sep 30, 2014 7:39 AM

Page 2, Q3. Choose up to 3 Environmental Elements you would most like to see in this area:

1	Preserve as much natural habitat as possible for wildlife	Oct 2, 2014 7:43 AM
---	---	---------------------

Page 2, Q4. Choose up to 3 Land Uses you would most like to see in this area:

1	light industrial and eclectic retail	Oct 3, 2014 11:09 AM
2	A new county indoor pool!!!! This is ideal location for a downcounty indoor pool.	Oct 3, 2014 10:15 AM
3	Farmer's Market and Dog Park	Oct 2, 2014 7:43 AM
4	Please no more residential - schools way overcrowded!	Oct 1, 2014 11:53 AM
5	Residential only if supported by appropriate capacity in the schools these developments would serve, which are currently already over capacity.	Oct 1, 2014 10:42 AM
6	mixed	Sep 30, 2014 7:39 AM
7	Some neighborhood oriented office such as medical offices, day care	Sep 29, 2014 2:57 PM

Page 2, Q5. Choose up to 3 Building Types you would most like to see in this area:

1	Density must be matched to supporting infrastructure, especially related to traffic directly to the north on Brookeville Road	Oct 1, 2014 10:42 AM
2	Single family homes	Oct 1, 2014 6:20 AM
3	Single family homes	Sep 29, 2014 6:43 PM
4	Higher density development may be closer to Purple Line Station	Sep 29, 2014 2:57 PM

Page 2, Q6. Choose up to 3 Placemaking Elements + Community Facilities you would most like to see in this area:

1	Please no public art. It is ugly enough in this neighborhood already.	Oct 3, 2014 10:15 AM
2	Dog park	Oct 3, 2014 6:27 AM

Page 3, Q8. Choose up to 3 Open Space Elements you would most like to see in this area:

1	adult fitness and play areas	Oct 5, 2014 3:45 AM
2	Places with Adventure Sports, Farmers Market	Oct 4, 2014 7:23 PM
3	dog run	Oct 4, 2014 11:48 AM
4	Adventure sports, yes!	Oct 3, 2014 10:20 AM
5	Dog park	Oct 3, 2014 6:27 AM
6	Dog Park	Oct 2, 2014 7:47 AM
7	Dog park	Sep 30, 2014 3:03 AM
8	Residential oriented retail/office and residential	Sep 29, 2014 2:59 PM

Page 3, Q9. Choose up to 3 Environmental Elements you would most like to see in this area:

1	Stromwater?	Oct 3, 2014 10:20 AM
2	Preserve natural habitat for wildlife	Oct 2, 2014 7:47 AM

Page 3, Q10. Choose up to 3 Land Uses you would most like to see in this area:

1	I guess I am confused about where you mean, as I am not sure what Spring Center is, precisely, and I thought I had already answered this question for the sector in general. But again, I would like to see an indoor county pool...	Oct 3, 2014 10:20 AM
2	Parks/open meeting space and dog park	Oct 2, 2014 7:47 AM
3	No more residential - schools way overcrowded already!	Oct 1, 2014 11:54 AM
4	Residential only if supported by appropriate capacity in the schools these developments would serve, which are currently already over capacity.	Oct 1, 2014 10:42 AM

Page 3, Q11. Choose up to 3 Building Types you would most like to see in this area:

1	Intensity Development matched to infrastructure (i.e. no mid to high density residential until/unless school capacity is addressed.)	Oct 1, 2014 10:42 AM
2	mixed	Sep 30, 2014 7:50 AM

Page 3, Q12. Choose up to 3 Placemaking Elements + Community Facilities you would most like to see in this area:

1	Dog Park	Oct 2, 2014 7:47 AM
---	----------	---------------------

Page 4, Q13. Choose up to 3 Open Space Elements you would most like to see in this area:

1	This area already has a lot of the elements mentioned above. Don't mess it up by taking them away!	Oct 4, 2014 10:43 AM
2	Badmitton, Volleyball, Bache Ball, Croquet	Oct 3, 2014 4:11 PM
3	Beach volleyball courts!!!!	Oct 3, 2014 10:20 AM
4	dog park	Sep 30, 2014 3:04 AM

Page 5, Q16. Choose up to 3 Environmental Elements you would most like to see in this area:

1	Natural habitat for wildlife	Oct 2, 2014 7:50 AM
---	------------------------------	---------------------

Page 5, Q17. Choose up to 3 Land Uses you would most like to see in this area:

1	Indoor counth pool!	Oct 3, 2014 10:22 AM
2	Dog Park	Oct 2, 2014 7:50 AM
3	Please no residential - schools way overcrowded!	Oct 1, 2014 11:57 AM
4	Land use must be planned with the capacity limits of supporting infrastructure in mind, especially schools and roads	Oct 1, 2014 10:45 AM
5	single family homes	Oct 1, 2014 6:24 AM
6	Recreational	Sep 29, 2014 6:48 PM
7	May not sustain these uses	Sep 29, 2014 3:04 PM

Page 5, Q18. Choose up to 3 Building Types you would most like to see in this area:

1	No increased in zoning in this area	Oct 3, 2014 4:16 PM
2	Density of development must be planned with the capacity limits of supporting infrastructure in mind, especially schools and roads	Oct 1, 2014 10:45 AM

Page 6, Q19. Choose up to 3 Property Improvements you would most like to see in this area:

1	bike lanes	Sep 30, 2014 7:52 AM
---	------------	----------------------

Page 6, Q20. Choose up to 3 Environmental Elements you would most like to see in this area:

1	recycling	Sep 30, 2014 3:06 AM
---	-----------	----------------------

Page 7, Q21. Choose up to 3 Neighborhood Placemaking + Streetscape Elements you would most like to see in this area:

1	Decrease reliance on large trucks	Oct 3, 2014 11:12 AM
---	-----------------------------------	----------------------