

# Survey Results

# Visual Preferences

## Bethesda Downtown Plan



# South Bethesda



# South Bethesda Survey Results

## Streets

*Top choice*



Option 1



Option 2



Option 3

South Bethesda Visual Preferences Survey



Streets For this district, what street character is most appropriate? Pick One (click on circle to select your choice).

		Response Percent	Response Count
Option 1		54.2%	32
Option 2		8.5%	5
Option 3		5.1%	3
Option 4		22.0%	13
Option 5		10.2%	6
answered question			59

Option 4



Option 5



# South Bethesda Survey Results

## Gathering Places



Option 1



Option 2



Option 3

*Top choice*

Option 4



Option 5



South Bethesda Visual Preferences Survey



Gathering Spaces For this district, what type of gathering space would you like to see? Pick one option (click on circle to select your choice).

		Response Percent	Response Count
Option 1	<input type="radio"/>	22.8%	13
Option 2	<input type="radio"/>	22.8%	13
Option 3	<input type="radio"/>	17.5%	10
Option 4	<input checked="" type="radio"/>	24.6%	14
Option 5	<input type="radio"/>	12.3%	7
answered question			57

# South Bethesda Survey Results

## Landscaping



Option 1

*Top choice*



Option 2



Option 3

South Bethesda Visual Preferences Survey



Landscaping For this district, what type of landscaping (plants, trees, flowers) is most appropriate? Pick One (click on circle to select your choice).

		Response Percent	Response Count
Option 1		22.2%	12
Option 2		29.6%	16
Option 3		16.7%	9
Option 4		18.5%	10
Option 5		13.0%	7
answered question			54

Option 4



Option 5



# Pearl District





# Pearl District Survey Results

## Streets



Option 1



Option 2



Option 3

### Pearl District Visual Preferences Survey



StreetsFor this district, what street character is most appropriate? Pick One (click on circle to select your choice).

		Response Percent	Response Count
Option 1		13.8%	11
Option 2		8.8%	7
Option 3		12.5%	10
Option 4		37.5%	30
Option 5		27.5%	22
answered question			80

*Top choice*

Option 4

Option 5



# Pearl District Survey Results

## Gathering Places



*Top choice*

Option 1



Option 2



Option 3



Option 4



Option 5

Pearl District Visual Preferences Survey



Gathering Spaces For this district, what type of gathering space would you like to see? Pick one option (click on circle to select your choice).

		Response Percent	Response Count
Option 1		48.7%	38
Option 2		6.4%	5
Option 3		2.6%	2
Option 4		33.3%	26
Option 5		9.0%	7
answered question			78
skipped question			4



# Pearl District Survey Results

## Landscaping



*Top choice*

Option 1



Option 2



Option 3



Option 4



Option 5

Pearl District Visual Preferences Survey



Gathering Spaces For this district, what type of gathering space would you like to see? Pick one option (click on circle to select your choice).

		Response Percent	Response Count
Option 1		48.7%	38
Option 2		6.4%	5
Option 3		2.6%	2
Option 4		33.3%	26
Option 5		9.0%	7
<b>answered question</b>			<b>78</b>

# Battery Lane



# Battery Lane District Survey Results

## Streets

*Top choice*



Option 1



Option 2



Option 3

*Top choice*

Option 4



Option 5



### Battery Lane Visual Preferences Survey



Streets For this district, what street character is most appropriate? Pick One (click on circle to select your choice).

		Response Percent	Response Count
Option 1		33.3%	40
Option 2		18.3%	22
Option 3		10.8%	13
Option 4		33.3%	40
Option 5		4.2%	5
answered question			120

# Battery Lane District Survey Results

## Gathering Places



*Top choice*

Option 1



Option 2



Option 3



Option 4



Option 5

Battery Lane Visual Preferences Survey



Gathering Spaces For this district, what type of gathering space would you like to see? Pick one option (click on circle to select your choice).

		Response Percent	Response Count
Option 1	<div style="width: 33.0%;"></div>	33.0%	38
Option 2	<div style="width: 20.9%;"></div>	20.9%	24
Option 3	<div style="width: 8.7%;"></div>	8.7%	10
Option 4	<div style="width: 30.4%;"></div>	30.4%	35
Option 5	<div style="width: 7.0%;"></div>	7.0%	8
answered question			115



# Battery Lane Survey Results



Option 1



Option 2



Option 3

## Landscaping

Battery Lane Visual Preferences Survey



Landscaping For this district, what type of landscaping (plants, trees, flowers) is most appropriate? Pick One (click on circle to select your choice).

	Response Percent	Response Count
Option 1	21.1%	24
Option 2	16.7%	19
Option 3	26.3%	30
Option 4	28.9%	33
Option 5	7.0%	8
answered question		114

*Top choice*

Option 4



Option 5





# Woodmont Triangle




# Woodmont Triangle District Survey Results






## Streets



Option 1

Woodmont Triangle Visual Preferences Survey 

Streets For this district, what street character is most appropriate? Pick One (click on circle to select your choice).

		Response Percent	Response Count
Option 1		3.2%	4
Option 2		29.8%	37
Option 3		10.5%	13
Option 4		50.0%	62
Option 5		6.5%	8
answered question			124



Option 2



Option 3

*Top choice*

Option 4

Option 5



# Woodmont Triangle District Survey Results

## Gathering Places



*Top choice*

Option 1



Option 2



Option 3



Option 4



Option 5

Woodmont Triangle Visual Preferences Survey



Gathering Spaces For this district, what type of gathering space would you like to see? Pick one option (click on circle to select your choice).

		Response Percent	Response Count
Option 1		59.5%	72
Option 2		3.3%	4
Option 3		1.7%	2
Option 4		31.4%	38
Option 5		4.1%	5
answered question			121

# Woodmont Triangle Survey Results

## Landscaping



Option 1



Option 2



*Top choice*

Option 3

Option 4



Option 5



Woodmont Triangle Visual Preferences Survey



Landscaping For this district, what type of landscaping (plants, trees, flowers) is most appropriate? Pick One (click on circle to select your choice).

		Response Percent	Response Count
Option 1		21.2%	25
Option 2		5.9%	7
Option 3		53.4%	63
Option 4		16.1%	19
Option 5		3.4%	4
answered question			118

# Wisconsin South





# Wisconsin South District Survey Results

## Streets



Option 1



Option 2



Option 3

Wisconsin South Visual Preferences Survey



Streets For this district, what street character is most appropriate? Pick One (click on circle to select your choice).

		Response Percent	Response Count
Option 1		1.5%	1
Option 2		14.9%	10
Option 3		22.4%	15
Option 4		38.8%	26
Option 5		22.4%	15
answered question			67

*Top choice*

Option 4

Option 5



# Wisconsin South District Survey Results

## Gathering Places



*Top choice*

Option 1



Option 2



Option 3

Wisconsin South Visual Preferences Survey



Gathering Spaces For this district, what type of gathering space would you like to see? Pick one option (click on circle to select your choice).

		Response Percent	Response Count
Option 1		60.0%	39
Option 2		4.6%	3
Option 3		1.5%	1
Option 4		26.2%	17
Option 5		7.7%	5
answered question			65

Option 4



Option 5



# Wisconsin South Survey Results

## Landscaping



Option 1



Option 2



*Top choice*

Option 3

Option 4



Option 5



Wisconsin South Visual Preferences Survey



Landscaping For this district, what type of landscaping (plants, trees, flowers) is most appropriate? Pick One (click on circle to select your choice).

		Response Percent	Response Count
Option 1		32.3%	21
Option 2		10.8%	7
Option 3		46.2%	30
Option 4		9.2%	6
Option 5		1.5%	1
answered question			65

# Wisconsin North





# Wisconsin North District Survey Results

## Streets



Option 1



Option 2



Option 3

Wisconsin North Visual Preferences Survey



Streets For this district, what street character is most appropriate? Pick One (click on circle to select your choice).

	Response Percent	Response Count
Option 1	0.8%	1
Option 2	15.8%	19
Option 3	12.5%	15
Option 4	41.7%	50
Option 5	29.2%	35
answered question		120

*Top choice*

Option 4



Option 5





# Wisconsin North District Survey Results

## Gathering Places



*Top choice*

Option 1



Option 2



Option 3



Option 4



Option 5

Wisconsin North Visual Preferences Survey



Gathering Spaces For this district, what type of gathering space would you like to see? Pick one option (click on circle to select your choice).

		Response Percent	Response Count
Option 1		59.5%	69
Option 2		2.6%	3
Option 3		1.7%	2
Option 4		25.9%	30
Option 5		10.3%	12
answered question			116

# Wisconsin North Survey Results

## Landscaping



Option 1



Option 2



*Top choice*

Option 3

Option 4



Option 5



Wisconsin North Visual Preferences Survey



Landscaping For this district, what type of landscaping (plants, trees, flowers) is most appropriate? Pick One (click on circle to select your choice).

		Response Percent	Response Count
Option 1		31.0%	36
Option 2		12.1%	14
Option 3		38.8%	45
Option 4		7.8%	9
Option 5		10.3%	12
answered question			116

# Arlington South



# Arlington South District Survey Results

## Streets



Option 1



Option 2



Option 3

Arlington South Visual Preferences Survey



Streets For this district, what street character is most appropriate? Pick One (click on circle to select your choice).

	Response Percent	Response Count
Option 1	11.5%	6
Option 2	19.2%	10
Option 3	23.1%	12
Option 4	44.2%	23
Option 5	1.9%	1
answered question		52

*Top choice*

Option 4



Option 5





# Arlington South District Survey Results

## Gathering Places



*Top choice*

Option 1



Option 2



Option 3

Arlington South Visual Preferences Survey



Gathering Spaces For this district, what type of gathering space would you like to see? Pick one option (click on circle to select your choice).

		Response Percent	Response Count
Option 1	<div style="width: 46.2%;"></div>	46.2%	24
Option 2	<div style="width: 11.5%;"></div>	11.5%	6
Option 3	<div style="width: 3.8%;"></div>	3.8%	2
Option 4	<div style="width: 32.7%;"></div>	32.7%	17
Option 5	<div style="width: 5.8%;"></div>	5.8%	3
answered question			52

Option 4



Option 5





# Arlington South Survey Results

## Landscaping



Option 1



Option 2



*Top choice*

Option 3

Option 4








Option 5



Arlington South Visual Preferences Survey



Landscaping For this district, what type of landscaping (plants, trees, flowers) is most appropriate? Pick One (click on circle to select your choice).

	Response Percent	Response Count
Option 1 	33.3%	17
Option 2 	15.7%	8
Option 3 	35.3%	18
Option 4 	13.7%	7
Option 5 	2.0%	1
answered question		51

# Metro



# Metro District Survey Results

## Streets



Option 1



Option 2



Option 3



Option 4



Option 5

*Top choice*

Metro Visual Preferences Survey



Streets For this district, what street character is most appropriate? Pick One (click on circle to select your choice).

	Response Percent	Response Count
Option 1	0.0%	0
Option 2	4.9%	7
Option 3	5.6%	8
Option 4	30.1%	43
Option 5	59.4%	85
answered question		143

# Metro District Survey Results

## Gathering Places



*Top choice*

Option 1



Option 2



Option 3

Metro Visual Preferences Survey



Gathering Spaces For this district, what type of gathering space would you like to see? Pick one option (click on circle to select your choice).

		Response Percent	Response Count
Option 1	<div style="width: 51.8%;"></div>	51.8%	73
Option 2	<div style="width: 4.3%;"></div>	4.3%	6
Option 3	<div style="width: 0.7%;"></div>	0.7%	1
Option 4	<div style="width: 35.5%;"></div>	35.5%	50
Option 5	<div style="width: 7.8%;"></div>	7.8%	11
answered question			141

Option 4



Option 5





# Metro District Survey Results

## Landscaping



*Top choice*

Option 1



Option 2



Option 3

Option 4



Option 5



Metro Visual Preferences Survey



Landscaping For this district, what type of landscaping (plants, trees, flowers) is most appropriate? Pick One (click on circle to select your choice).

		Response Percent	Response Count
Option 1		39.1%	54
Option 2		7.2%	10
Option 3		26.1%	36
Option 4		17.4%	24
Option 5		10.1%	14
<b>answered question</b>			<b>138</b>



# Bethesda Row



# Bethesda Row District Survey Results

## Streets



Option 1

Bethesda Row Visual Preferences Survey



Streets For this district, what street character is most appropriate? Pick One (click on circle to select your choice).

		Response Percent	Response Count
Option 1	<input type="radio"/>	1.6%	2
Option 2	<input type="radio"/>	20.5%	26
Option 3	<input type="radio"/>	7.1%	9
Option 4	<input checked="" type="radio"/>	66.9%	85
Option 5	<input type="radio"/>	3.9%	5
answered question			127



Option 2



Option 3

*Top choice*

Option 4

Option 5



# Bethesda Row District Survey Results

## Gathering Places



*Top choice*

Option 1



Option 2



Option 3

Bethesda Row Visual Preferences Survey



Gathering Spaces For this district, what type of gathering space would you like to see? Pick one option (click on circle to select your choice).

		Response Percent	Response Count
Option 1		71.7%	91
Option 2		0.8%	1
Option 3		2.4%	3
Option 4		20.5%	26
Option 5		4.7%	6
answered question			127

Option 4



Option 5



# Bethesda Row District Survey Results

## Landscaping



Option 1



Option 2



*Top choice*

Option 3



Option 4



Option 5

Bethesda Row Visual Preferences Survey



Landscaping For this district, what type of landscaping (plants, trees, flowers) is most appropriate? Pick One (click on circle to select your choice).

		Response Percent	Response Count
Option 1		23.2%	29
Option 2		4.0%	5
Option 3		63.2%	79
Option 4		8.0%	10
Option 5		1.6%	2
answered question			125

# Arlington North





# Arlington North District Survey Results

## Streets



Option 1



Option 2



Option 3

Arlington North Visual Preferences Survey



Streets For this district, what street character is most appropriate? Pick One (click on circle to select your choice).

		Response Percent	Response Count
Option 1		20.0%	11
Option 2		9.1%	5
Option 3		14.5%	8
Option 4		49.1%	27
Option 5		7.3%	4
answered question			55

*Top choice*

Option 4

Option 5



# Arlington North District Survey Results

## Gathering Places



Option 1



Option 2



Option 3

Arlington North Visual Preferences Survey



Gathering Spaces For this district, what type of gathering space would you like to see? Pick one option (click on circle to select your choice).

		Response Percent	Response Count
Option 1		31.5%	17
Option 2		18.5%	10
Option 3		7.4%	4
Option 4		33.3%	18
Option 5		9.3%	5
answered question			54

*Top choice*

Option 4



Option 5



# Arlington North District Survey Results

## Landscaping



Option 1



Option 2



*Top choice*

Option 3

Option 4



Option 5



Arlington North Visual Preferences Survey



Landscaping For this district, what type of landscaping (plants, trees, flowers) is most appropriate? Pick One (click on circle to select your choice).

		Response Percent	Response Count
Option 1		30.9%	17
Option 2		12.7%	7
Option 3		32.7%	18
Option 4		18.2%	10
Option 5		5.5%	3
answered question			55